

# Private pools

## Above-ground swimming pools

The Borough of Saint-Laurent has adopted regulations to guide the installation of private swimming pools and all related accessories in order to ensure that this type of equipment provides safe conditions to its users.

A certificate of authorization from the Borough is required prior to constructing, installing or removing an above-ground swimming pool.

### Process

To submit a request for an authorization certificate, the form, "Application for a certificate of authorization for an above-ground or an inground swimming pool or a hot tub (spa)", must be filled in and attached to the required documents. These documents must be submitted to the Division des permis et des inspections, located at 777, boulevard Marcel-Laurin.

### Costs

Fees are required to process a request.

### Location

Above-ground pools are permitted at the following locations:

- Secondary front yard in the case of a corner lot (*figure 1*)
- Side yard
- Rear yard (*figure 2*)

### General provisions

- There must be a minimum distance of 1 meter between the inner wall of the pool and any property line.
- In the case of a private swimming pool located in the secondary front yard, a hedge must be planted along the lot line running along the street. A minimum distance of 1.5 m between the hedge and the sidewalk or street edge must be respected.
- The installation of a swimming pool below an electrical wire or line is prohibited.
- The pool must have a ladder or stairs to step into and out of the water.

### Fencing

- A fence of at least 1.2 metres high must be installed around an above-ground pool.
- The minimum 1.2-m-high fence must also separate any pool from a wall of the main building having direct access to the pool.
- A wall of the main building may be considered to be part of the fence, provided that it has no opening making it possible to directly access the pool enclosure or provided that the opening is equipped with a bar or locking mechanism limiting the opening to 10 cm maximum.
- The fence must be permanently installed in the ground.

- A gate set up in a fence must be equipped with a self-locking passive security device installed on the inner side of the fence, on the upper part of the gate.
- The fence must be free of any elements, protrusions or openings which can facilitate climbing.

Figure 1: Location of an above-ground pool on a corner lot.

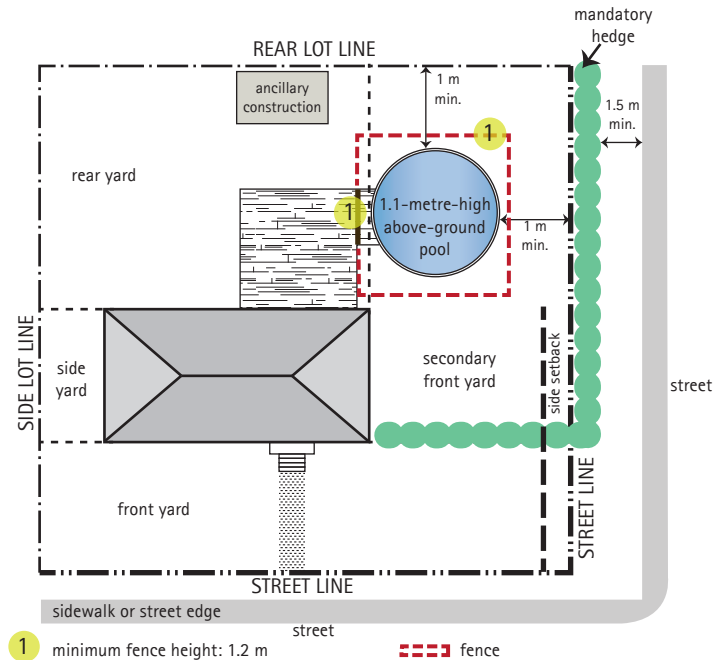
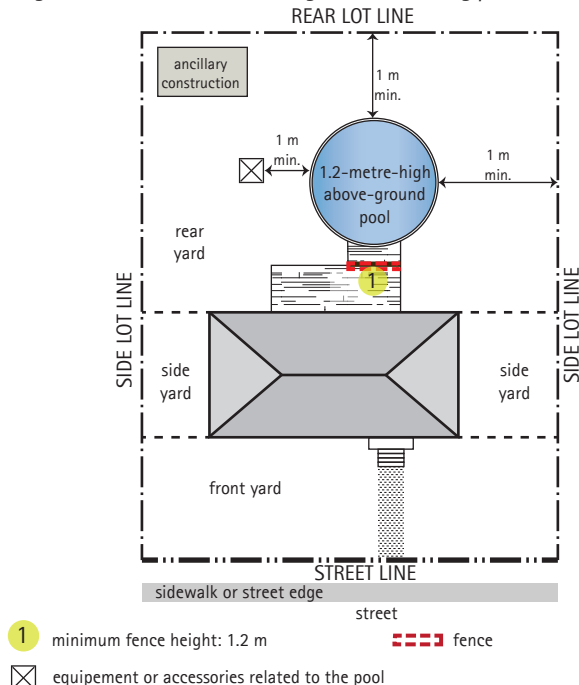


Figure 2: Location of an above-ground swimming pool in a rear yard



### Characteristics (figure 3)

- • Fence openings must be a maximum of 10 cm.

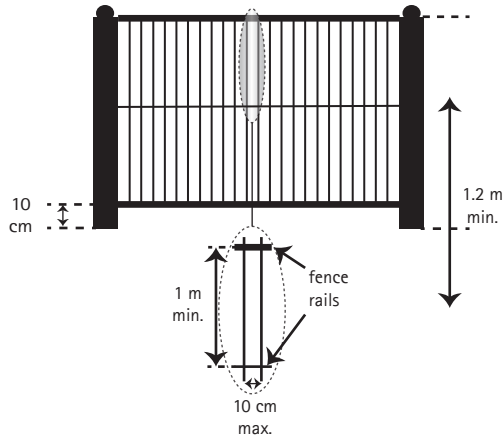


# Private pools

## Above-ground swimming pools

It is not necessary to fence in an above-ground pool whose sides are at least 1.2 metres high if it is accessible either only by a ladder equipped with a safety gate that shuts and locks automatically OR only by a ladder from a deck or patio whose access to the pool is already protected by a fence that meets the previously mentioned requirements.

Figure 3: Characteristics of a fence around an above-ground pool



### Equipment and accessories

- Any equipment or accessories related to pool operations must be installed more than 1 metre from the wall of the pool or, as the case may be, from the fence. An accessory may be installed less than 1 metre from the pool or fence only if it is installed inside the fence or in a structure that prevents access to the pool.
- The lines connecting equipment to the pool must be flexible and must not make it possible to climb the wall of the pool or fence.
- Any installations intended to provide or prevent access to the pool must be kept in good operating condition.

The following are prohibited:

- Installing a slide or diving board on an above-ground pool.
- Using a filtration system installation that provides access to an above-ground pool.

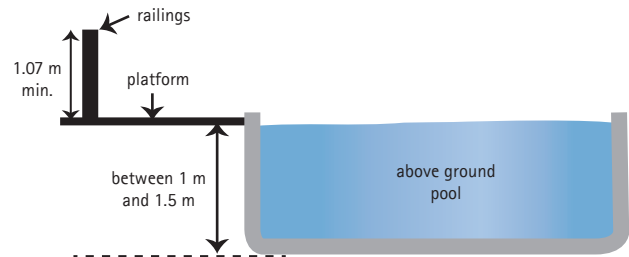
### Platform (figure 4)

A platform can be installed around an above-ground pool if the following provisions are respected:

- The platform must be at a height of between 1 m and 1.5 m from the ground.
- A railing, with minimum height of 1.07 m, must surround the platform.
- The platform must be located at least 2 m from all lot lines.
- The platform must have a non-skid surface.

The filling of a private swimming pool is prohibited between 6 a.m. and 8 p.m. However, it is allowed to use water from the water main during the installation of a new swimming pool to maintain the shape of the structure. Despite the prohibition, the filling of a swimming pool is authorized at all times between April 1st and May 15th.

Figure 4: Characteristics of a platform around an above-ground pool (schematic cross-section view)



### Gas tank (figure 5)

The installation of a gas tank for gas water heaters is permitted provided the following provisions are respected:

#### Location

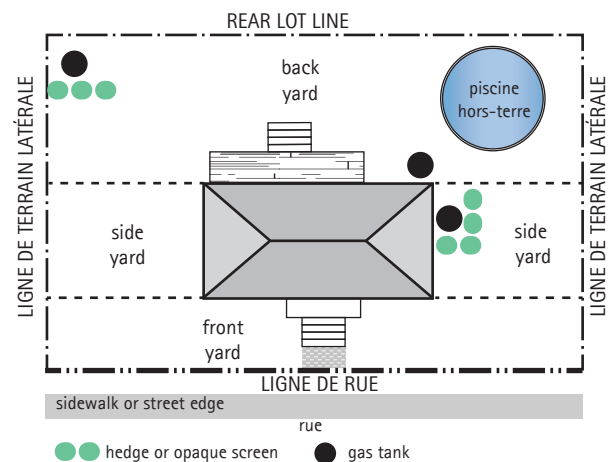
- In the side yard and side setback
- In the rear yard and rear setback
- In the rear yard and front setback in the case of a transverse lot\*

\* A lot fronting on 2 parallel streets.

#### Conditions

- When authorized, a gas tank must not be visible from an adjacent street.

Illustration 5: Emplacement d'une bonbonne de gaz



### Lighting

The installation of an above-ground lighting system is permitted if the following provisions are respected:

- The electrical power must be fed underground.
- The light source must only illuminate the lot on which the pool is located.

Information: 311 - [ville.montreal.qc.ca/saint-laurent/infosheets](http://ville.montreal.qc.ca/saint-laurent/infosheets)

Legal framework: Règlement sur le zonage n° RCA08-08-0001

Notice: Certain specific provisions, not mentioned in this document, may apply. This information sheet has been prepared for the convenience of the reader and has no official status. Text accuracy is not guaranteed. For legal purposes, consult the official French version of the bylaw and all its amendments.