

Private pools In-ground swimming pools

The Borough of Saint-Laurent has adopted regulations to guide the installation of private swimming pools and all related accessories in order to ensure that this type of equipment provides safe conditions to its users.

A certificate of authorization from the Borough is required prior to constructing, installing or removing an in-ground swimming pool.

Process

To submit a request for an authorization certificate, the form, "Application for a certificate of authorization for an above-ground or an in-ground swimming pool or a hot tub (spa)", must be filled in and attached to the required documents. These documents must be submitted to the Division des permis et des inspections, located at 777, boulevard Marcel-Laurin.

Costs

Fees are required to process a request.

Location

In-ground pools are permitted at the following locations:

- Secondary front yard in the case of a corner lot (figure 1)
- Side yard
- Rear yard (figure 2)

General provisions

- There must be a minimum distance of 1 meter between the inner wall of the pool and any property line.
- In the case of a private swimming pool located in the secondary front yard, a hedge must be planted along the lot line running along the street. A minimum distance of 1.5 m between the hedge and the sidewalk or street edge must be respected.
- The installation of a swimming pool below an electrical wire or line is prohibited.
- The pool must have a ladder or stairs to step into and out of the water.

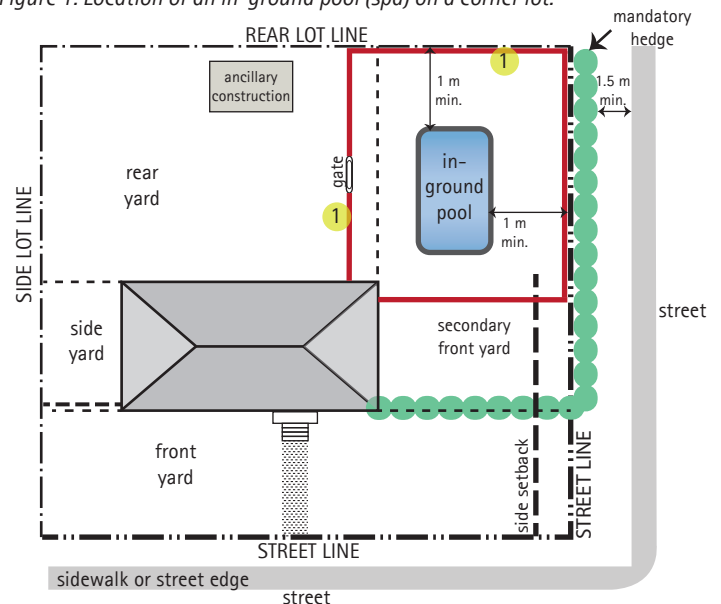
Fencing

- A fence of at least 1.2 metres high must be installed around an above-ground pool.
- The minimum 1.2-high fence must also separate any pool from a wall of the main building having direct access to the pool.
- A wall of the main building may be considered to be part of the fence, provided that it has no opening making it possible to directly access the pool enclosure or provided that the opening is equipped with a bar or locking mechanism limiting the opening to 10 cm maximum.
- The fence must be permanently installed in the ground.

Characteristics (figure 3)

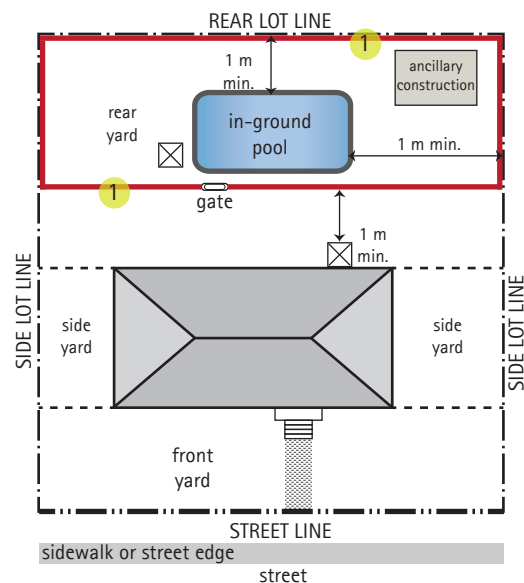
- A gate set up in a fence must be equipped with a self-locking passive security device installed on the inner side of the fence, on the upper part of the gate, 7 cm in height.
- Fence openings must be a maximum of 10 cm.
- The fence must be free of any elements, protrusions or openings which can facilitate climbing.

Figure 1: Location of an in-ground pool (spa) on a corner lot.



- 1 minimum fence height: 1.2 m — fence

Figure 2: Location of an in-ground swimming pool in a rear yard



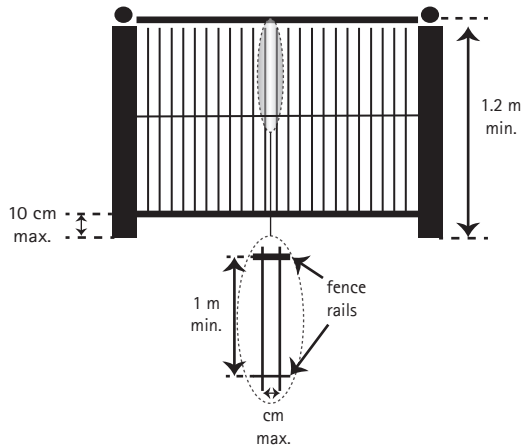
- 1 minimum fence height: 1.2 m — fence

- ☒ Equipment or accessories related to the pool



Private pools In-ground swimming pools

Figure 3: Characteristics of a fence around an in-ground pool



Equipment and accessories

- Any equipment or accessories related to pool operations must be installed more than 1 metre from the wall of the pool or, as the case may be, from the fence. An accessory may be installed less than 1 metre from the pool or fence only if it is installed inside the fence or in a structure that prevents access to the pool.
- The lines connecting equipment to the pool must be flexible and must not make it possible to climb the wall of the pool or fence.
- Any installations intended to provide or prevent access to the pool must be kept in good operating condition.
- An in-ground pool may be equipped with a diving board provided the following provisions are respected:
 - Pool depth must be at least 3 m.
 - The diving board must be installed at the deep end of the pool.
 - The maximum height of the diving board is 1 m above the water surface.

Gas tank (figure 4)

The installation of a gas tank for gas water heaters is permitted provided the following provisions are respected:

Location

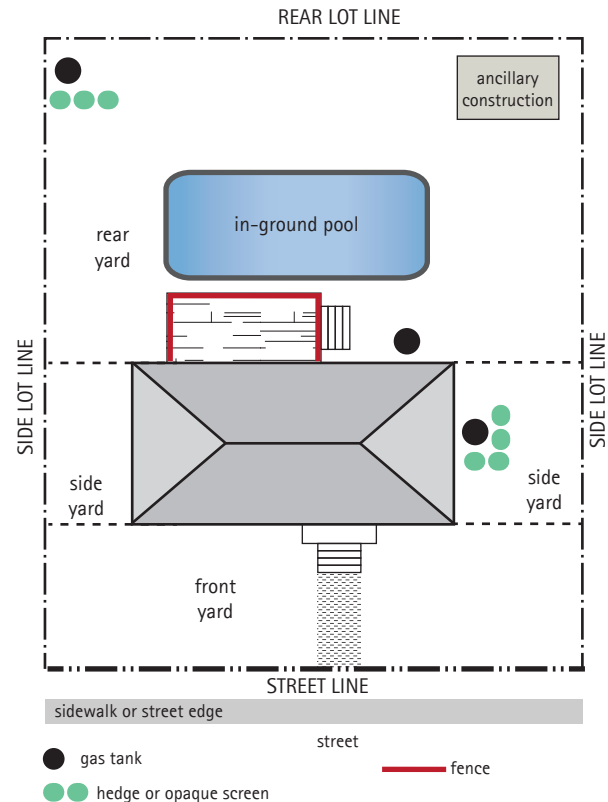
- In the side yard and side setback
- In the rear yard and rear setback
- In the rear yard and front setback in the case of a transverse lot*

* A lot fronting on 2 parallel streets.

Conditions

- When authorized, a gas tank must not be visible from an adjacent street.

Figure 4: Location of a gas tank



Lighting

The installation of an above-ground lighting system is permitted if the following provisions are respected:

- The electrical power must be fed underground.
- The light source must only illuminate the lot on which the pool is located.

Walking area

The walking area around an in-ground pool must have a non-skid surface.

The filling of a private swimming pool is prohibited between 6 a.m. and 8 p.m. However, it is allowed to use water from the water main during the installation of a new swimming pool to maintain the shape of the structure. Despite the prohibition, the filling of a swimming pool is authorized at all times between April 1st and May 15th.

IMPORTANT: Depending on their nature and magnitude, certain construction projects may require obtaining a permit to occupy the public domain, particularly due to the installation of a container, a debris chute or the presence of materials on public roads. For more information, consult the information sheet, "Regulation: Occupation of the public domain".

 Information: 311 - ville.montreal.qc.ca/saint-laurent/infosheets

Legal framework: Règlement sur le zonage n° RCA08-08-0001
Règlement sur les tarifs n° RCA14-08-1

Notice: Certain specific provisions, not mentioned in this document, may apply. This information sheet has been prepared for the convenience of the reader and has no official status. Text accuracy is not guaranteed. For legal purposes, consult the official French version of the bylaw and all its amendments.